




QualiMed Innovative Medizinprodukte GmbH, a Q3 Medical Devices Ltd, subsidiary:

New Animal Study for UNITY Balloon Expandable Biliary Stents



North Carolina, USA, Mar 2, 2016 /PR/ – Doctor Todd Huntley Baron, a world leading gastroenterologist based at the University of North Carolina Chapel Hill conducted the implants and will participate in the remainder of the study that will require animal reviews at 30 days, 90 days, and 180 days. Post the completion of the study he has agreed to write up the study and present it at the largest European Congress for Gastro Interventionist in October in Vienna. Post the full day of implants Dr Baron has agreed to participate on our advisory board, conduct future studies, and to help bring awareness to our technology globally. (For more information on Doctor Baron please look at his over 500 publications in Pub Med)



From Left to Right: **Jason Reynolds**, Director of R&D QualiMed; **Eric K Mangiardi**, CEO Q3 Medical; **Dr Todd Baron**, University of Chapel Hill, **Manfred Guelcher**, Chief Technology Officer, Q3 Medical.



New Animal Study for UNITY Balloon Expandable Biliary Stents

Animal 1

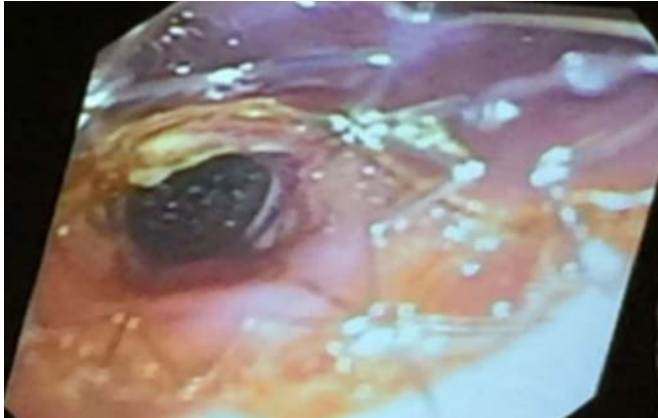


Photo 1: Endoscopic View of the stent: You can see the nice wall conformance of the stent in the bile duct.

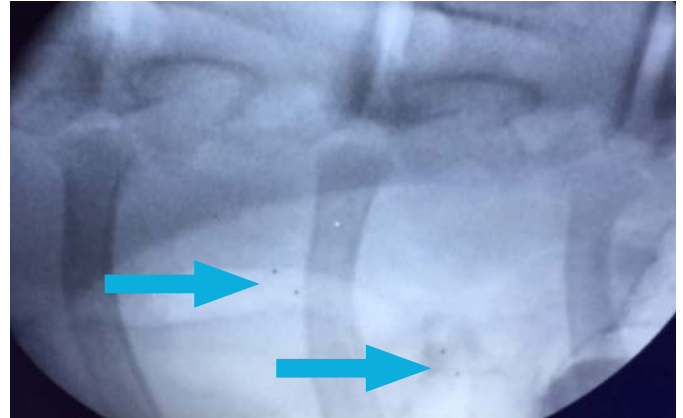


Photo 2: Fluoroscopic View of the stent: You can see the shadow of the bile duct as air is pushed into the duct through the large open papilla due to the stent placement. Markers noticeably visible.

Animal 2

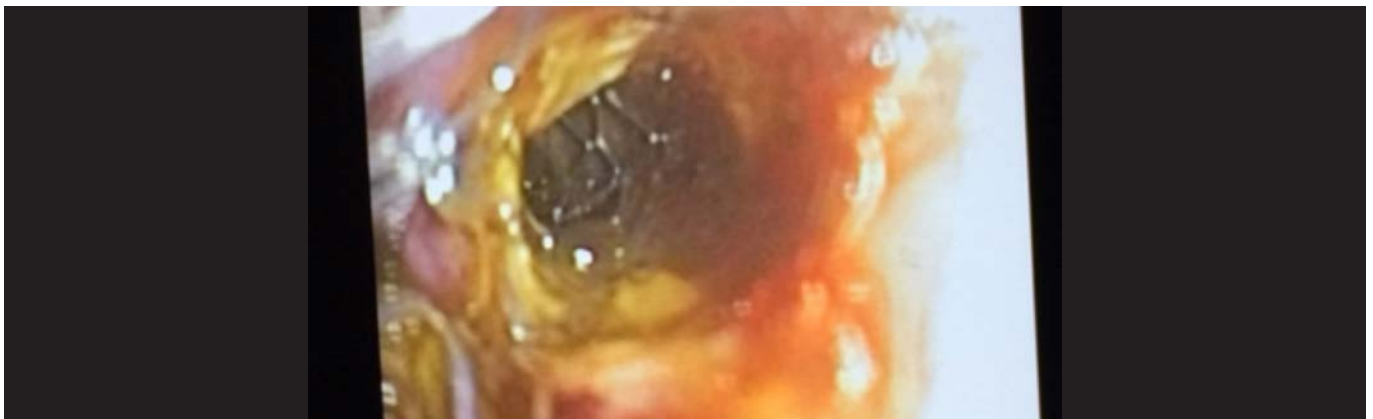


Photo 1: Endoscopic View of the stent: You can see the nice wall conformance of the stent in the bile duct at the level of the papilla and distal to the papillary opening.

Animal 3



Photo 1: Endoscopic View of the stent: This is the longer 77mm long stent. You can see the view of the stent as it is extending out of the papilla and distal up into the duct. You can see a good flow of bile draining into the duodenum of the pig.

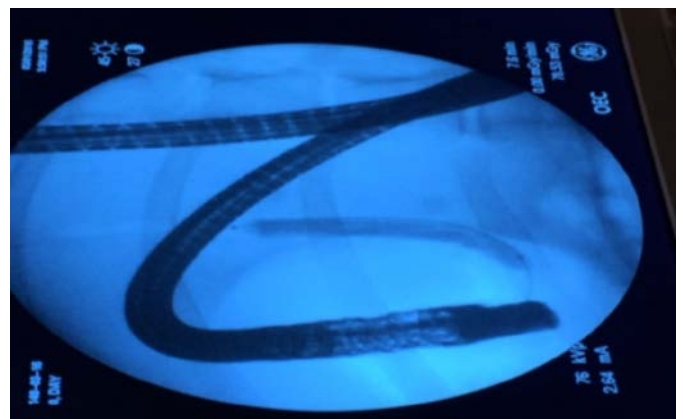


Photo 2: Fluoroscopic View of the stent: You can see the tortuosity of the scope and angulation of the device as it exits the end of the scope and is inside the duct. Markers of the balloon are visible.



New Animal Study for UNITY Balloon Expandable Biliary Stents

For more enquiries, please contact:

Q³Medical
DEVICES LIMITED

Q3 Medical Devices Ltd

Investor Relations

Tel: +353 (86) 782 7296

www.q3medical.com



QualiMed Innovative Medizinprodukte GmbH

Investor Relations

Tel: +49 (0) 4171 6578 0 (main office)

www.qualimed.de